


KS Series Data Sheet

KS005, KS010, KS020, KS030

GENERAL PURPOSE

HIGH VOLTAGE MODULES

KS Series Iss 4 Sept 12. Page 1 of 2



Application:

Monitor CRT, Lens voltages, Focus & high voltage bias, Ion Pumps, Image Intensifiers

- 5kV, 10kV, 20kV & 30kV
- High Frequency switch mode
- Internal control or externally programmable
- Flashover proof
- 24 hour burn in
- General Purpose

These stabilised miniature power supplies are available in either positive or negative polarity at output voltages of 5kV, 10kV, 20kV and 30kV. They are intended for general purpose applications and the output voltage can be controlled by internal or external potentiometers or by an external 10 volt analogue control voltage. The units are pin compatible with the high precision HP series and similar to the 100 Watt HW series of power supplies (please see separate data sheets).

Electrical Specification

Unit Type	Output Voltage	Output Current	Ripple (pk-pk)	Temp-Co (/ degC)	Size in mm	Weight (kg)
KS005xAA300	+50 volts to 5kV	1mA	< 0.02%	<300ppm [See Note 1]	115 x 98 x 47	0.9
KS010xAA300	100 volts to 10kV	0.5mA				
KS020xAA300	250 volts to 20kV	0.2mA				
KS030xAA300	500 volts to 30kV	0.1mA				

KSxxxPAA300 for +ve o/p versions, and KSxxxNAA300 for -ve o/p versions

Input	+24V dc $\pm 10\%$ <0.5A. 0V input common to HV return and chassis.
Control of output	<ul style="list-style-type: none"> • INTERNAL potentiometer. • EXTERNAL potentiometer • 10V analogue signal. (0 to +10V gives zero to max o/p, tolerance $\pm 2\%$). Zin 20Kohm.
Voltage monitor	0V to +10V $\pm 3\%$ for 0% to +100%. (Zout= 10k)
Current Monitor	'Stack return' type <i>only</i> , available
Output Temperature Co-efficient	<300ppm/ $^{\circ}$ C [Note 1 <50ppm/ $^{\circ}$ C option is available for 5kV units]
Drift (after 1 hour warm up)	<0.05% per hour, <0.25% over an 8 hour period
Line regulation	<0.1% for 1V change in input voltage
Load regulation	<0.1% for load change from 10% to maximum load
Protection (all outputs)	Protected against intermittent arcing but NOT a continued short circuit to ground

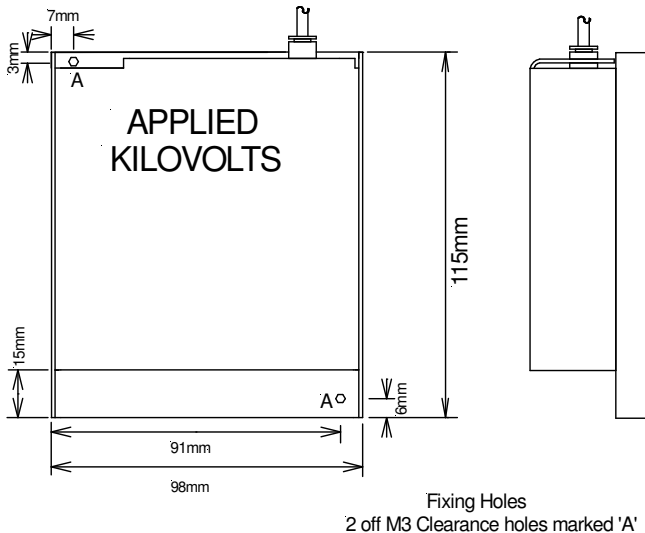
Mechanical Specification

KS Series Iss 4 Sept 12. Page 2 of 2

Mountings	2 off M3 Clearance holes. Bracket AK20035 available for end mounting
Input & control	10 way 0.2" Molex Connector
Output	Flying lead, 0.5m of URM43 screened (shielded) cable (KS030P & N by 0.7m of TV30)

Environmental Specification

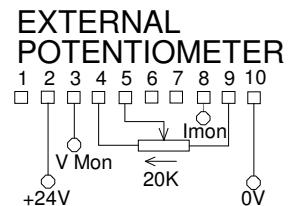
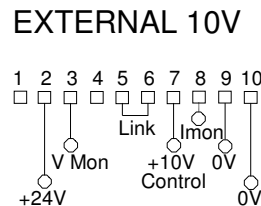
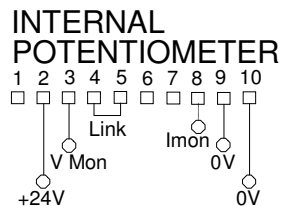
Temperature, operating	+10 to +50°C.	Humidity (RH) <31°C	80% maximum
Temperature, storage	-35 to +85°C.	Humidity (RH) >30°C	Decrease linearly to 50°C
Altitude, operating	Up to 2,000m.	Altitude, storage	Up to 18,000m



Pin Assignment

- 1 nc
- 2 +24V dc input
- 3 Voltage monitor o/p
- 4 Control Link see diags below
- 5 Control Link see diags below
- 6 Control Link see diags below
- 7 Voltage Control Input¹
- 8 Imonitor — if fitted²
- 9 Signal ground
- 10 0V Power return

Notes 1/ Control Voltage must be between -0.5V & 10.2V
2/ If Imonitor option fitted then an appropriately sized resistor or link from Pin 8 to Pin 9 MUST be fitted.



Part Number Selection

Series Code	KS	o/p kV	Polarity	Options Code	Temp Co
		005= 5kV	P= +ve	AA= no options	300
		020= 20kV	N= -ve	IS = Stack Return Current Monitor	050

e.g +10kV KS series with Stack Return Current Monitor: KS010PIS300

[50ppm/°C option is only available on 5kV units]

We manufacture a large number of customized OEM versions and would be pleased to discuss your application with you.

ITT Exelis Power Solutions

Woods Way, Goring by Sea, BN12 4QY. United Kingdom.

Tel: +44 (0) 1903 708 850 Fax: +44 (0) 1903 708 851

Web: appliedkilovolts.com E-mail: sales@appliedkilovolts.com

ITT Exelis Power Solutions

3 Dodworth Ct. Suite 303, Timonium, MD 21093. USA.

Tel: 001 410 308 4828 Fax: 001 410 308 4835

Web: appliedkilovolts.com E-mail: nasales@appliedkilovolts.com